



CALL FOR ENTRIES

Florida State Fair Art Portfolio Contest For High School Seniors

Exhibition Dates: February 8 – 19, 2024
ENTRIES DUE BY December 1, 2023.

Why Compete?

The Florida State Fair is so much more than rides, midway food & livestock exhibitions! Last year we had over 450,000 visitors visit the Florida State Fair. Many of those individuals came primarily to see the various exhibits that were on display. They particularly enjoyed seeing the artwork from the most talented students across the state!



Contest Information

The Art Portfolio Contest for High School Seniors is the highlight of the Fair's Youth Art Competitions. This is an excellent opportunity for High School Seniors in Florida to showcase their artwork, build their resume and of course, win scholarship money for continuing your education. This year we are fortunate to have the Florida Dairy Farmers as our sponsor. Florida's dairy farmers work hard every day to provide the delicious and nutritious dairy products like milk, cheese, and yogurt that fuel creative young minds.

\$10,000 in scholarship money will be awarded this year!

First Place: \$3000 • Second Place: \$2000 • 10 Awards of Merit: \$500 each

If selected, **you will NOT need to send original artwork**, as we will be printing digital images of your work for the final exhibition. We look forward to exhibiting your fresh, creative talent at the Florida State Fair from February 8 – 19, 2024.

Important Dates

- DEC 1** **DEADLINE for ENTRIES.** All entries must be completed online at <http://www.juriedartservices.com>
- DEC 15** **Notification of acceptance for exhibition e-mailed to student & teacher.** All artwork in the exhibition will be digitally printed and displayed at the Florida State Fair. Detailed instructions will be included in the acceptance packet.
- JAN 5** **High-resolution digital files are due by accepted students.** The **32 student artist's portfolios** that are accepted to exhibit at the Fair maybe asked to submit high-resolution digital files of 3 - 5 selected images from their portfolio, along with a headshot and an artist statement. Also, around **30 individual pieces** will be chosen for the Wall of Excellence and they will need to submit a single high-resolution digital file.
- JAN 12** **Awards recipients will be notified by email**
- JAN 19** **Online Public preview is available**
- FEB 8-19** **2024 Florida State Fair:** The exhibit will be located at the Florida Center
- FEB 20** **Last Day of the 2024 Florida State Fair:** Exhibition closes

*A special acknowledgment to **Juried Art Services**,
for their support and sponsorship.*



Eligibility Requirements

- Open to **ONLY** high school senior art students in the 12th grade
- Students must be a Florida state resident or must reside in the state of Florida
- Students can apply from either public, charter, private or home schools

Scholarship Awards

- First Place: \$3000
- Second Place: \$2000
- Ten (10) Awards of Merit: \$500 each

Competition Requirements

- All work must be original and completed within the 10th, 11th, and 12th grades.
- **There is NO entry fee!**
- Students must submit their "Art Portfolio Contest for High School Seniors" application using an online application service called Juried Art Services. Juried Art Services allows you to complete an entry form as well as upload images of your portfolio for judging.
- **Apply online at:** <http://www.juriedartservices.com>
- **See pages 4-8 for step-by-step instructions:**
How to create a digital portfolio and uploading portfolio to Juried Art Services.
- Students must upload a completed portfolio consisting of at least 7, but not more than 10 images of original artwork.
- Work can be either **2-D** or **3-D** and be incorporated into any medium.
 - ✓ **2D work includes:** painting in any media, drawing, pastels, pen & ink, photography, printmaking, digital art (computer-generated art) and 2D mixed media.
 - ✓ **3D work includes:** Sculpture, ceramics, wood, fiber arts, jewelry, metalwork, glass, 3D mixed media, and art installations.
- **Guidelines for jurying:**
 - ✓ Portfolio artwork shows creative and personal expression; demonstrates technical competency in the medium(s) presented, and communicates a clear visual intent and vision.
 - ✓ Jury selection is made with regards to the **entire cohesive body of work**, not on individual pieces of artwork.
 - ✓ A juried committee consisting of artists, professional art curators, and art educators will be select award recipients.
 - ✓ Art reproduced or rendered from the works of masters, from advertisements, materials from published sources, or widely circulated photographs (other than the student's photos) is **NOT** considered original.
 - ✓ Artwork must be suitable for all audiences and should not contain profane words or obscene content.
- **All artwork that is in the exhibition will be digitally printed and displayed. No original artwork is needed to exhibit in this contest if accepted.**

Examples of a cohesive body of work



How to create a digital portfolio and uploading portfolio to Juried Art Services

All detailed instructions are available at:

<http://www.juriedartservices.com/index.php?content=help:tutorial>

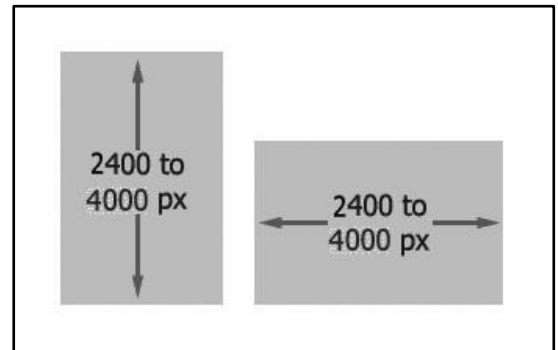
Technical support is available at Juried Art Services: Email: support@jurying.net

Steps to submitting an application online

1. Prepare your images:

Before starting the online application have your portfolio images prepared.

Images must be no less than 2400 pixels on the smallest side, and no more than 4000 pixels on the widest side. See below for detailed instructions.



- Images must be of high enough resolution to be used to produce prints for the exhibition
- Do not submit images taken with a camera phone or designated as "web ready"
- Set camera at "extra fine" or "fine" resolution
- Images must be JPG files with the .jpg extension
- Image size should be no smaller than 2400 pixels (8 inches) on the smallest side and no more than 4000 pixels on the widest side
- Images should be 300 PPI (Pixels Per Inch)
- Recommended color mode is RGB
- Saved images should be oriented correctly for the viewer (Not upside down or sideways)
- Images that are of poor quality or improper resolution will not be accepted
- Digital File names of images in this format: last name_image number.jpg
For example: Brenda Gregory's image 3 would have a file name: **gregory_3.jpg**


Go to <http://www.juriedartservices.com>

2. Complete the New Member Registration:

On Home Page, click the '**SIGN UP**' link.

Juried Art Services Website
<https://www.juriedartservices.com/>

Juried Art Services – Tutorial
<https://www.juriedartservices.com/index.php?content=help:tutorial>



Complete STEPS 1-3

Create a username and password for your account. Remember to write down your username, password and email you registered with.

Note: Use a personal email not your schools email as some schools block school email.

The screenshot shows the 'New Member Registration' page at Step 1 of 3. The title is 'New Member Registration'. Below the title, it says 'Step 1 of 3 Create a login and password for your account:'. A note states: 'The username and password must be a minimum of 8 characters.' There are five input fields, each with a checked checkbox: 'Username:' with the value 'BRG_Fair_Test', 'Password:' with asterisks, 'Confirm:' with asterisks, 'Security Question:' with a dropdown menu showing 'Who is your favorite artist?', and 'Enter Response:' with the value 'Van Gogh'. A green 'SUBMIT' button is at the bottom.

STEP 1

The screenshot shows the 'New Member Registration' page at Step 2 of 3. The title is 'New Member Registration'. Below the title, it says 'Step 2 of 3 Name & Address:'. There are several input fields, each with a checked checkbox: 'First Name:' with the value 'Jane', 'Middle Initial:', 'Last Name:' with the value 'Ferris', 'Business / Gallery:', 'Title:', 'Country/Location:' with a dropdown menu showing 'United States', 'Address 1:' with the value '123 Fair Lane', 'Address 2:', 'City:' with the value 'Tampa', 'State/Province:' with a dropdown menu showing 'FL', and 'Postal Code:' with the value '33611'. A green 'SUBMIT' button is at the bottom.

STEP 2

The screenshot shows the 'New Member Registration' page at Step 3 of 3. The title is 'New Member Registration'. Below the title, it says 'Step 3 of 3 Contact Information:'. There are several input fields, each with a checked checkbox: 'Primary Phone:' with the value '813-123-6789', 'Business Phone:', 'Cellular Phone:', 'Fax:', 'Email:' with the value 'brg11unadog@icloud.com', and 'Web Site:'. A note says 'Email is required for selection notification.' At the bottom, there are two buttons: 'SUBMIT' and 'NEXT', both of which are circled in red.

STEP 3

Once you select the final 'SUBMIT' button for New Member Registration you will at the 'Let's Get started' page.

The screenshot shows the 'Let's get started' page. The header includes the 'JURIED ART SERVICES' logo and navigation links for 'APPLY', 'SERVICES', 'INBOX', and 'ACCOUNT'. The main content area has a grid of six cards. The top-left card has the text 'First, create a portfolio to use when applying to a show.' circled in red, with a red arrow pointing from the 'SUBMIT' button in the previous screenshot to this text. The other cards contain information about image uploading guides, curating work, checking submission status, and editing contact info.

3. Create Portfolio:

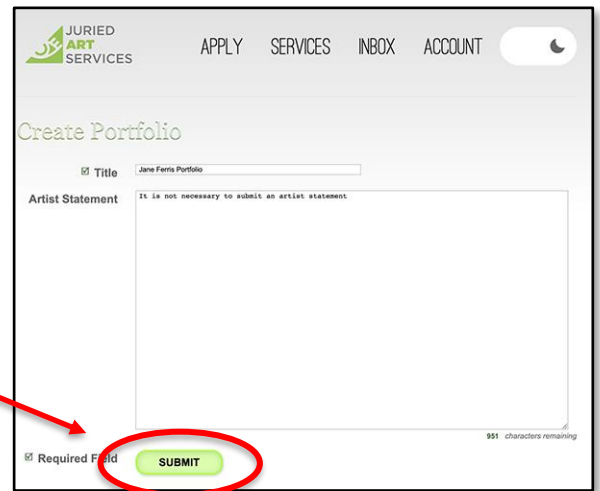
Before you can apply to the Art Portfolio Contests for High School Seniors you will need to **upload 7-10 of your original artwork images** to your own Juried Art Services portfolio.

- Click Here to 'Create a Portfolio'

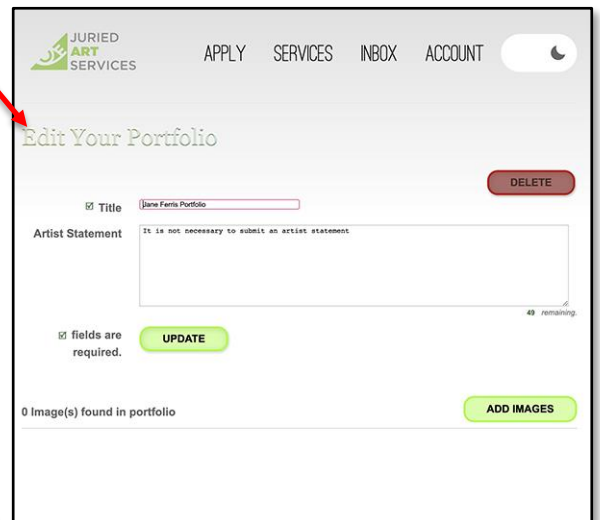
- **Create Portfolio** screen
Enter a name for your portfolio.

Note: You do not have to submit an artist statement at this time.

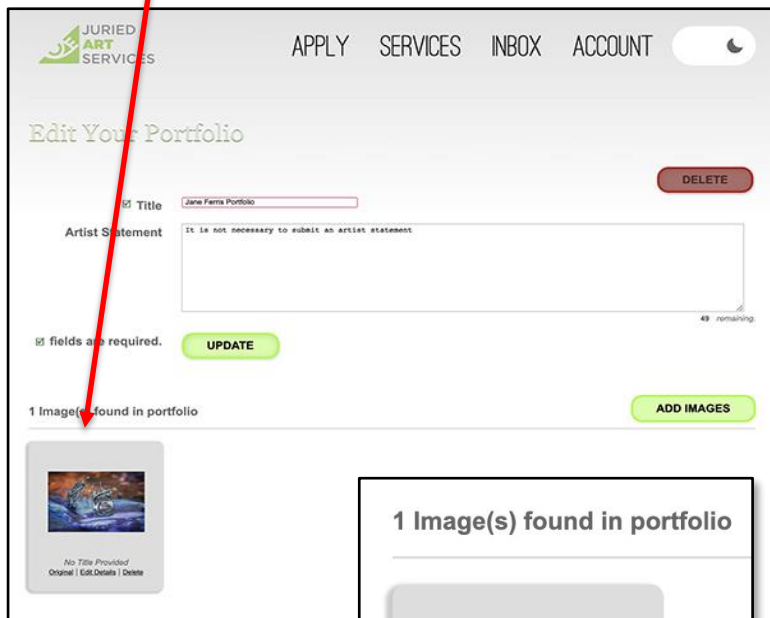
- Click **'SUBMIT'**.



- **Edit Your Portfolio** screen
Once portfolio is created, you can upload your images. Select **'ADD IMAGES'** to go to the screen that allows you to upload your image files.

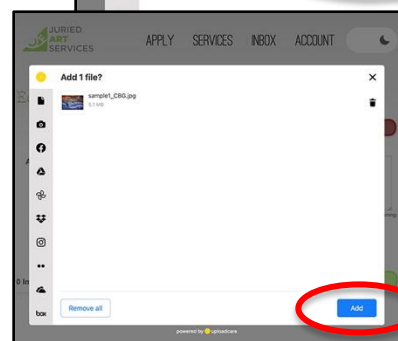
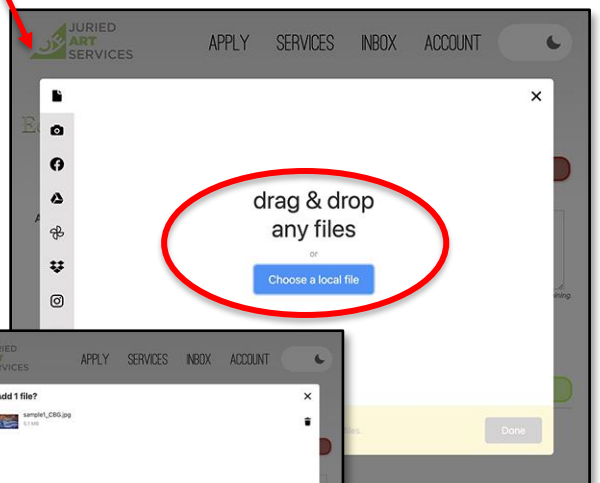
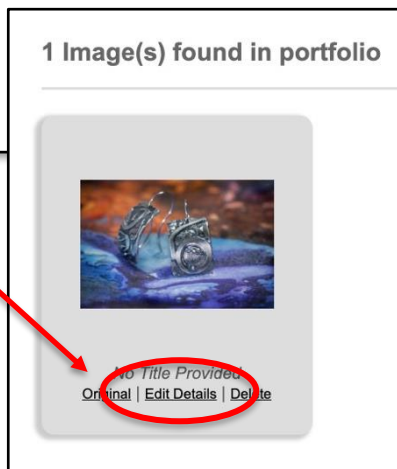


- **'Upload'** image files using any of the options available. Follow instructions on screen.
- Once you click **'Add'** you will return back to the **'Edit Your Portfolio'** page.
- After the image has completed uploading you will see a **thumbnail** version of it in your portfolio. Below the image on the thumbnail there are useful links related to that image.



Edit each of your images

- Make changes to the name or description of your portfolio. Underneath each image you may click **'Edit Details'** to make changes to the image or 'Delete' to remove it.



- Repeat this process until you have completed uploading your images. Select **'Add'** to continue to add images.

Note: Each time you upload your image you will see a progress bar indicating the file is being transferred. Be patient as this may take time depending on file size.

4. Continue to Add images:

Before you can apply to the Art Portfolio Contests for High School Seniors you will need to **upload 7-10 of your original artwork images** to your own Juried Art Services portfolio.

IMPORTANT!!

Modify the Artwork Label:

Each image needs to have **Title & Dimensions** of actual artwork. Description is optional and should describe the process used to create the piece. Select **'UPDATE'**

- Know that you can edit your images at any time by selecting 'Edit Details' from the **'Edit Your Portfolio'**.

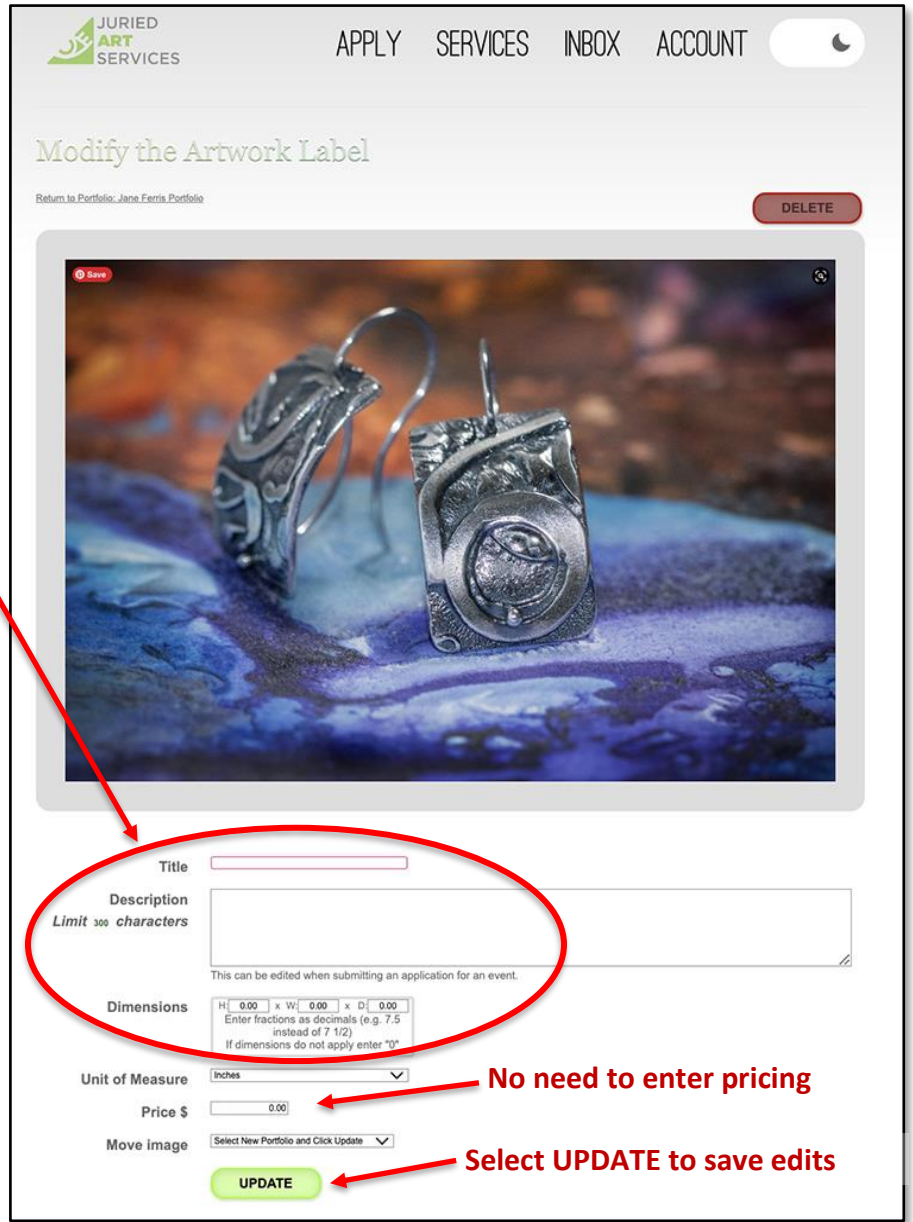
5. Apply to the event

Once all your images have been uploaded to your portfolio, you are ready to apply to the **Florida State Fair ... Art Portfolio Contest for High School Seniors.**

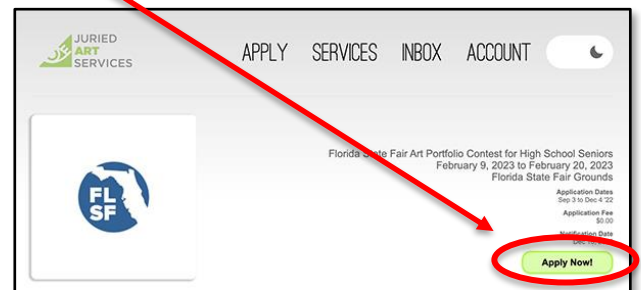

- Click **'APPLY'** tab on the home page. Then choose the **Florida State Fair ... Art Portfolio Contest for High School Seniors.**

OR go directly by clicking on this link –

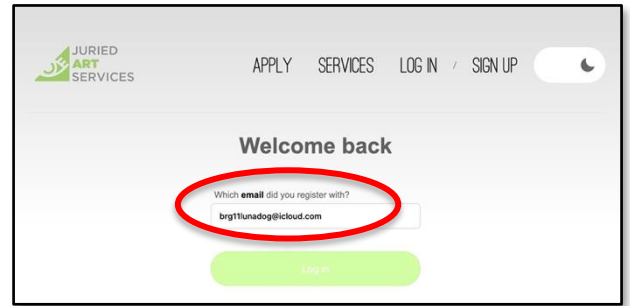
https://www.juriedartservices.com/index.php?content=event_info&event_id=2050



Select **'Apply Now'** to complete the application.



NOTE: If you have been away from your computer you may have to '**LOG IN**' at this time.



6. Complete the Application

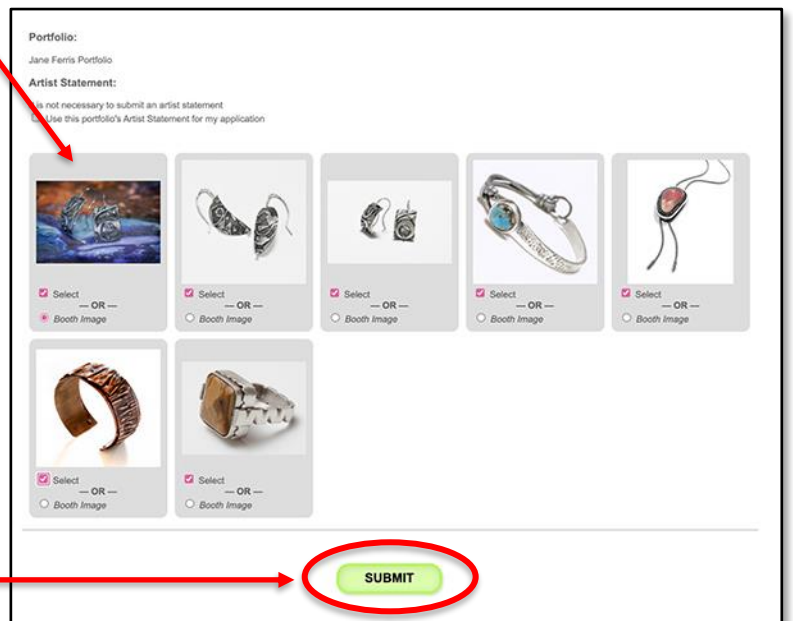
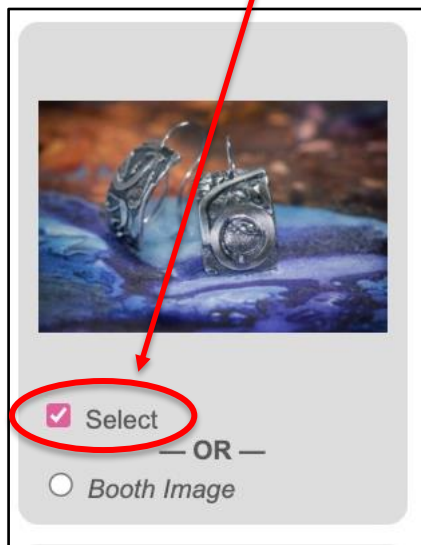
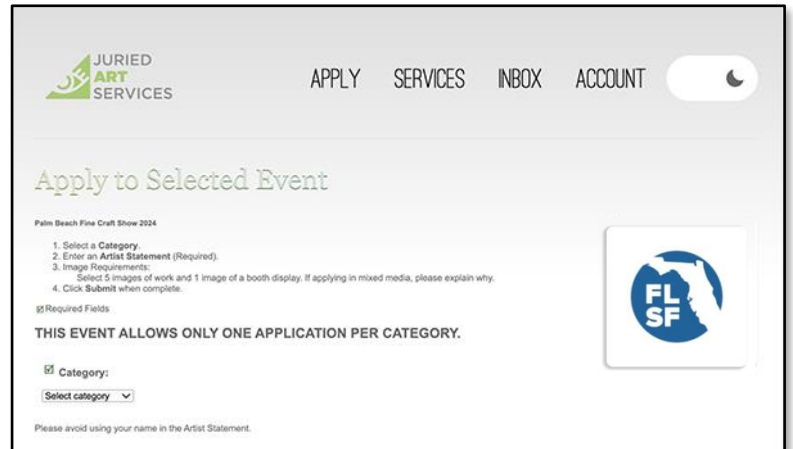
- Complete the required fields in the application.

✓ **Select a Category**

✓ **Complete student profile questions:**

Grade
School Name,
Teacher's Full Name
Teacher's Email

- ✓ **Image Selection:** Select the 7 – 10 images from your portfolio by clicking the '**Select**' checkbox.
NOTE: If you have not completed the required information for each image, you will be asked to do so at this time.



✓ **Initial Terms and Conditions**

✓ Select '**SUBMIT**' when complete

7. Making changes to application

- You can make changes and updates to your application anytime up until midnight **Friday, December 1, 2023**.
- After the final deadline, your application can no longer be modified.

Acceptance, Notification and Exhibition Requirements

- Students and teachers will be notified of their acceptance into the exhibition by mail and email by **Friday, December 15, 2023**.
- Students with accepted portfolios will receive detailed instructions regarding submitting: final high-resolution images for printing, headshot, candid images of them working in the studio with their instructor and an artist statement.
- At least 3 - 4 pieces of artwork from each of the 32 accepted student portfolios will be chosen to be on exhibit. The images will be digitally printed and displayed at the Florida State Fair in the Florida Center Building during the 2024 Fair.
- All students, parents and teachers will be invited to see the exhibit at the Florida State Fair grounds. Those attending will receive FREE admission tickets to the Fair for themselves and their family.
- There will be 12 scholarships awarded by the Florida State Fair. Scholarship checks will be sent directly to the student by the end of March. The winners will be notified by email prior to the opening of the Fair by **January 12**.

NOTE: *Instructions and Scholarship Certificate will be discussed at that time.*

For more information contact Brenda Gregory at 813-734-2810 **OR** email brenda.gregory@earthlink.net.

Detailed instructions for using Juried Art Services are available at: <http://www.juriedartservices.com/index.php?content=help:tutorial>

Technical support is available at Juried Art Services: Email: support@jurying.net

